


# RAIL 2 WET S2WD

SOLID STEM . DIRECT



- 2.4 inch wide profile
- Continuous direct optics with no breaks
- Constructed of corrosion resistant components
- Standard natatorium powder coat finish

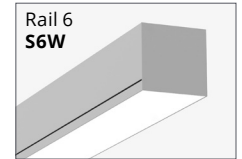
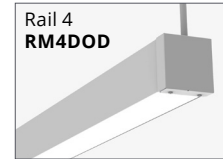
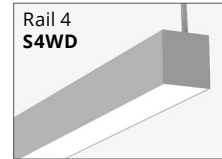


PART #:		DATE:	
PREP BY:		QTY:	
PROJECT:		NOTES:	
APPROVAL SIGNATURE:		DATE (DD/MM/YYYY):	

PERFORMANCE SUMMARY @ 3000K, 90CRI	Meta Blanc (MB)
Light Level	<b>27</b>
Lumens per foot	342
Wattage per foot	3.3
Efficacy	83
L70 Estimate (h)	≥ 60,000 hrs

See complete Light Level Performance on next page.

## OTHER RAIL WET SERIES PRODUCTS



## ORDERING LOGIC

Example Part Number: S2WD-35K-8-MB-NW-1001-SS18-4-90

<b>S2WD</b>				<b>MB</b>				<b>SS</b>			<b>90</b>
1	2	3	4	5	6	7	8	9	10	11	12

1. SERIES	2. COLOR TEMP	3. LENGTH	4. PATTERN <sup>1</sup>	5. OPTICS	6. NATATORIUM FINISH
<b>S2WD</b> Direct	<b>30K</b> 3000K <b>35K</b> 3500K <b>40K</b> 4000K	<b>2</b> 2 ft <b>3</b> 3 ft <b>4</b> 4 ft <b>5</b> 5 ft <b>6</b> 6 ft <b>7</b> 7 ft <b>8</b> 8 ft <b>9</b> 9 ft <b>10</b> 10 ft <b>11</b> 11 ft <b>12</b> 12 ft <b>RA</b> Continuous Rows (Replace "A" with length in feet) <b>C</b> Custom Length*	<b>GA</b> Square <b>GAxB</b> Rectangle <b>UAxBxC</b> U-Shape <b>LAxB</b> L-Shape <b>C</b> Custom Pattern* _ None (leave space empty)  <b>Standard Patterns Minimum Lengths</b>  Square: A=4 ft min., B=4 ft min. Rectangle: A=3 ft min., B=4 ft min., C=3 ft min. U-Shape: A=3 ft min., B=4 ft min., C=3 ft min. L-Shape: A=3 ft min., B=3 ft min.  <b>Custom Patterns*</b>  T-Shape Cross /X	<b>MB</b> Meta Blanc  <b>MB:</b> Acrylic opal diffuse lens  See Photometric Data on next page.	<b>NSA</b> Satin Aluminum <b>NW</b> White <b>NB</b> Black <b>NC</b> Custom Specify RAL:
7. LIGHT LEVEL / DRIVER	8. CIRCUITRY	9. MOUNTING	10. VOLTAGE	11. CONTROLS	12. OPTIONS
<b>27</b> 270 lm/f <b>34</b> 340 lm/f  <b>C</b> Custom Range. Specify lumens: (Total lumens between 270-800 at 50 lm intervals)  Select Driver below. See Light Level Performance chart on next page.	<b>1</b> 1 Circuit <b>EM</b> Emergency / Night Light  <b>B</b> Emergency Battery Pack (Remote for 2-3 ft lengths. Integral for 4 ft and longer) (Limited to ambient temperatures down to 0°C)	<b>SSA</b> Solid Stem  Replace "A" with length in inches selected on next page.  Select Solid Stem Length, Canopy Finish & Power Cord Color on next page	<b>3</b> 347 V <b>4</b> UNV (120 - 277V)	- None (leave space empty)	- None (leave space empty)

\*Consult factory. | <sup>1</sup> Pattern record drawings showing mounting locations will be sent out upon order.

Select Driver:  Factory options 0-10V, 1% Dimming  
 **D2** DALI  
Consult factory for -40 drivers.

Select Solid Stem Length - 1/2 OD Standard:

Standard supplied length is 18" (460mm). Hangers will be supplied at closest length. All other lengths are considered custom unless otherwise stated. **If no selection is made, 48" will be supplied.**

Select:	Imperial (in)	Metric (mm)	Select:	Imperial (in)	Metric (mm)	Select:	Imperial (in)	Metric (mm)
<input type="checkbox"/>	12	305	<input type="checkbox"/>	27	685	<input type="checkbox"/>	42	1067
<input type="checkbox"/>	15	380	<input type="checkbox"/>	30	760	<input type="checkbox"/>	45	1145
<input type="checkbox"/>	18	460	<input type="checkbox"/>	33	840	<input type="checkbox"/>	48	1220
<input type="checkbox"/>	21	533	<input type="checkbox"/>	36	915	<input type="checkbox"/> Custom Length: _____		
<input type="checkbox"/>	24	610	<input type="checkbox"/>	39	990			

Select Canopy Finish & Power Cord Color

Canopy		Power Cord
<input type="checkbox"/> White	<input type="checkbox"/> Custom Finish	<input type="checkbox"/> White
<input type="checkbox"/> Black	RAL: _____	<input type="checkbox"/> Black

LIGHT LEVEL PERFORMANCE

3000K, 90CRI, 0-10V Dimming (Standard)

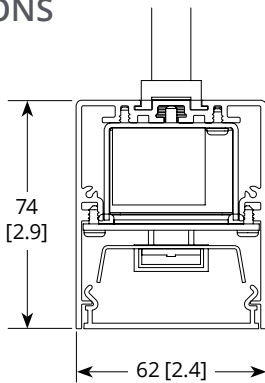
Light Level	Lumens per foot	Wattage per foot	Efficacy (LPW)	IES File	Distribution % (Down / Up)	Zonal Lumens (0-90 / 90-180)	Distribution Curve
27	275	3.3	83	S2WD-30K-4-MB-27	100/0	1100 / 0	
34	342	4.3	79	S2WD-30K-4-MB-34		1368 / 0	
45	455	5.8	78	S2WD-30K-4-MB-45		1824 / 0	
80	816	12.0	68	S2WD-30K-4-MB-80		3264 / 0	

Lumen Adjustment Factor (Standard)

Color Temp	90 CRI
3000K	0.984
3500K	1.000
4000K	1.032

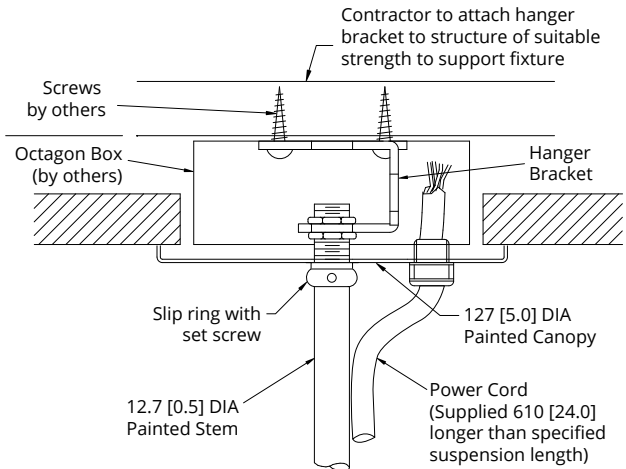
Metalumen's light level performance metrics are subject to manufacturers component tolerances.

CROSS SECTIONS

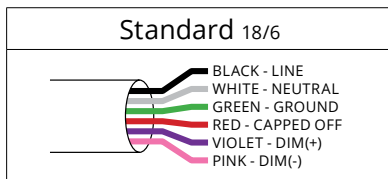


HANGER

Solid Stem & Cord



WIRING



SPECIFICATIONS

Due to the Continuous Improvement Policy at Metalumen, we reserve the right to change our specifications without notice.

**Housing:** Rigid extruded aluminum body, 2.0mm (0.08") nominal wall thickness. Aluminum formed end caps.  
**Optical System:** Metalumen luminaires are designed to utilize leading edge LED technology combined with luminaire optimized reflectors and our custom diffusers, resulting in industry leading optical performance.  
**CRI:** 83+ for 3500K, 80 minimum for all

CCTs in standard configurations.  
**Lumen Maintenance:** Minimum 50,000h with TM-21 lumen maintenance of 85% @ 25°C ambient temperature (calculated based on IESNA LM-80-08 LED test data). L70: ≥ 60 000hrs.  
**Finish:** Standard natatorium powder coated finish in satin aluminum, white and black. Exceeds 4000 salt spray hours (ASTM B117). For custom colors,

contact factory.  
**Weight:** 2 lb/ft  
**Mounting:** Stainless steel solid stem with a paint finish.  
**Drivers:** Metalumen offers dimming\* drivers as a standard on our entire LED product offering at 0-10V. Dimming range is 1%-100%. Power factor is > 90%. Class 2 rating. Drivers are integral. Consult factory for -40 drivers.

**Approvals:** All components are UL/CSA/QPS recognized or listed. RoHS compliant. Pending cULus listing. Pending IK10 rating.  
**Environment:** Suitable for wet locations -22°F / -30°C start ambient temperature. Suitable for natatorium environments.

*\*Standard drivers compatible with passive/sinking dimmers. Please contact Metalumen if active/sourcing dimmer support is required.*

WARRANTY

Metalumen will warrant defective luminaires for 5 years from date of purchase. Warranty is valid if luminaire is installed and used according to specification. If defective, Metalumen will send replacement boards or drivers at no cost along with detailed replacement instructions and instructions on how to return defective components to Metalumen.