


RAIL 2 WET S2WD

WALL VERTICAL . DIRECT



- 2.4 inch wide profile
- Continuous direct optics with no breaks
- Constructed of corrosion resistant components
- Standard natatorium powder coat finish

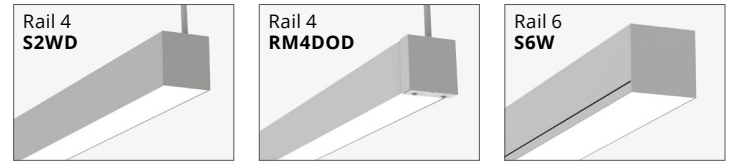


PART #:	
PREP BY:	DATE:
PROJECT:	QTY:
NOTES:	
APPROVAL SIGNATURE:	DATE (DD/MM/YYYY):

PERFORMANCE SUMMARY @ 3000K, 90CRI	Meta Blanc (MB)
Light Level	27
Lumens per foot	342
Wattage per foot	3.3
Efficacy	83
L70 Estimate (h)	≥ 60,000 hrs

See complete Light Level Performance on next page.

OTHER RAIL WET SERIES PRODUCTS



ORDERING LOGIC

Example Part Number: S2WD-35K-8-MB-NW-901-WV-4-90

S2WD								WV			90
1	2	3	4	5	6	7	8	9	10	11	12

1. SERIES	2. COLOR TEMP	3. LENGTH	4. PATTERN ¹	5. OPTICS	6. NATATORIUM FINISH
S2WD Direct	30K 3000K 35K 3500K 40K 4000K 90 CRI is standard	2 2 ft 3 3 ft 4 4 ft 5 5 ft 6 6 ft 7 7 ft 8 8 ft 9 9 ft 10 10 ft 11 11 ft 12 12 ft RA Continuous Rows (Replace "A" with length in feet) C Custom Length*	GA Square GAxB Rectangle UAxBxC U-Shape LAxB L-Shape C Custom Pattern* _ None (leave space empty)	MB Meta Blanc MB: Acrylic opal diffuse lens See Photometric Data on next page.	NSA Satin Aluminum NW White NB Black NC Custom Specify RAL:
7. LIGHT LEVEL / DRIVER	8. CIRCUITRY	9. MOUNTING	10. VOLTAGE	11. CONTROLS	12. OPTIONS
27 270 lm/f 34 340 lm/f C Custom Range. Specify lumens: (Total lumens between 270-800 at 50 lm intervals) Select Driver below. See Light Level Performance chart on next page.	1 1 Circuit EM Emergency / Night Light B Emergency Battery Pack (Remote for 2-3 ft lengths. Integral for 4 ft and longer.) (Limited to ambient temperatures down to 0°C.)	WV Wall Vertical	3 347V 4 UNV (120 - 277V)	_ None (leave space empty)	_ None (leave space empty)

*Consult factory. | ¹Pattern record drawings showing mounting locations will be sent out upon order.

Select Driver: Factory options 0-10V, 1% Dimming
 D2 DALI
 Consult factory for -40 drivers.

LIGHT LEVEL PERFORMANCE

3000K, 90CRI, 0-10V Dimming (Standard)

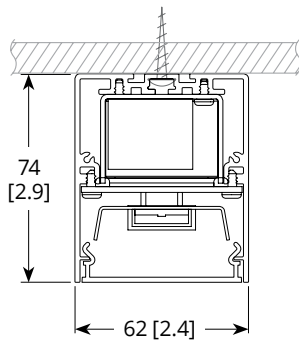
Light Level	Lumens per foot	Wattage per foot	Efficacy (LPW)	IES File	Distribution % (Down / Up)	Zonal Lumens (0-90 / 90-180)	Distribution Curve
27	275	3.3	83	S2WD-30K-4-MB-27	100/0	1100 / 0	
34	342	4.3	79	S2WD-30K-4-MB-34		1368 / 0	
45	455	5.8	78	S2WD-30K-4-MB-45		1824 / 0	
80	816	12.0	68	S2WD-30K-4-MB-80		3264 / 0	

Lumen Adjustment Factor (Standard)

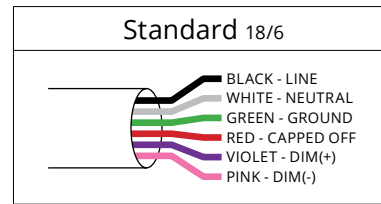
Color Temp	90 CRI
3000K	0.984
3500K	1.000
4000K	1.032

Metalumen's light level performance metrics are subject to manufacturers component tolerances.


CROSS SECTION



WIRING



POWER CABLE FEED LOCATION



SPECIFICATIONS

Due to the Continuous Improvement Policy at Metalumen, we reserve the right to change our specifications without notice.

Housing: Rigid extruded aluminum body, 2.0mm (0.08") nominal wall thickness. Aluminum formed end caps.

Optical System: Metalumen luminaires are designed to utilize leading edge LED technology combined with luminaire optimized reflectors and our custom diffusers, resulting in industry leading optical performance.

CRI: 83+ for 3500K, 80 minimum for all CCTs in standard configurations.

Lumen Maintenance: Minimum 50,000h with TM-21 lumen maintenance of 85% @ 25°C ambient temperature (calculated based on IESNA LM-80-08 LED test data). L70: ≥ 60 000hrs.

Finish: Standard natatorium powder coated finish in satin aluminum, white and black. Exceeds 4000 salt spray hours (ASTM B117). For custom colors, contact factory.

Weight: 2 lb/ft

Mounting: Wall vertical mount with lens facing out. Hole on extrusion for screws (by others).

Drivers: Metalumen offers dimming* drivers as a standard on our entire LED product offering at 0-10V. Dimming range is 1%-100%. Power factor is > 90%. Class 2 rating. Drivers are integral. Consult factory for -40 drivers.

Approvals: All components are UL/CSA/QPS recognized or listed. RoHS

compliant. Pending cULus listing. Pending IK10 rating.

Environment: Suitable for wet locations -22°F / -30°C start ambient temperature. Suitable for natatorium environments.

**Standard drivers compatible with passive/sinking dimmers. Please contact Metalumen if active/sourcing dimmer support is required.*

WARRANTY

Metalumen will warrant defective luminaires for 5 years from date of purchase. Warranty is valid if luminaire is installed and used according to specification. If defective, Metalumen will send replacement boards or drivers at no cost along with detailed replacement instructions and instructions on how to return defective components to Metalumen.